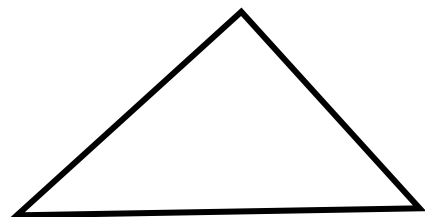

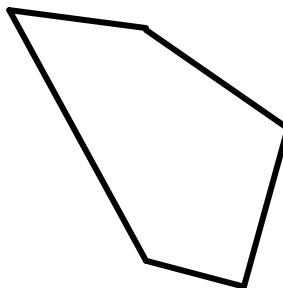
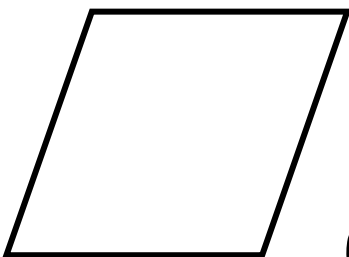



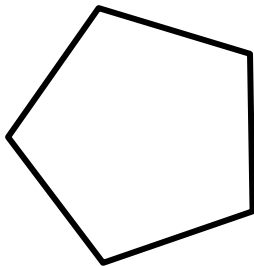
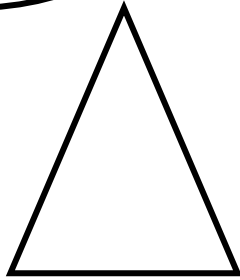

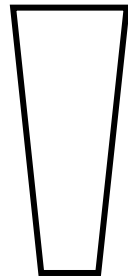
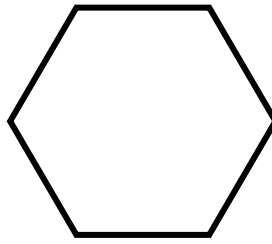
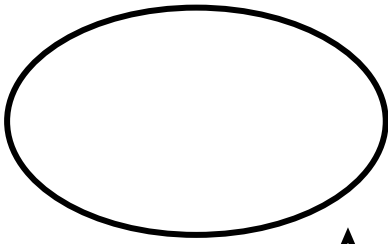


Sheet B



2501-02 Describe and classify 2-D shapes

Free resources from Mathsblog in association with www.mathsgogogo.co.uk © Mathsgogogo

Sheet B Give the children one sheet each and ask them to point to shapes that correspond to the following:


- a) A shape that has two curved sides.
- b) A shape that has five sides.
- c) A shape that has sides of different length.
- d) A shape with sides of the same length.
- e) A shape with no corners.
- f) A shape with a round side.
- g) A shape with four equal sides.
- h) A shape with that has no straight sides.

2-D Shapes

Find shapes that have:

- a) Six sides.
- b) No corners.
- c) Four angles.
- d) Long sides and short sides.
- e) No straight sides.
- f) One curved edge.
- g) Five corners and five straight sides.
- h) Eight sides.
- i) Big angles.
- j) Sharp angles.

I love all these shapes and things.



How many shapes with four straight sides can you find?
Can you draw them?

What shape are these objects:

- a) A CD ?
- b) The side of a box ?
- c) The bottom of a drinks can ?

2501-02 Describe and classify 2-D shapes

Free resources from Mathsblog in association with www.mathsgogogo.co.uk © Mathsgogogo

Concepts

Children should understand and use in practical situations, the following words:

shape, pattern, flat, solid, hollow, side, edge, face, straight, curved, round, circular, triangular, rectangular, surface, point, pointed, corner, sort, make, build, draw, cube, cuboid, sphere, cone, cylinder, circle, triangle, rectangle, square, pentagon, pyramid, hexagon, octagon

At this stage, work with shape should be mainly practical using real shapes, but we include here some simple pages of reinforcement and ideas for games and activities (most children will need help reading the pages from page 6 onwards). Schools will normally be stocked with plastic or similar shapes, both 2-D and 3-D, but parents can quickly and easily make a collection of the most common shapes from empty tins and packets (including those boxes from a popular triangular chocolate bar), and cut 2-D shapes from card.

It is essential that the correct vocabulary is used. 3-D shapes have 'faces', 'edges' and 'corners' (later called 'vertices'). Do not use the word 'sides' with 3-D shapes. 2-D shapes have 'corners' or 'angles' and sides.

Eg. 'This cuboid has six faces and twelve edges. Do all cuboids have six faces and twelve edges?'

Eg. 'This pentagon has five sides and five corners.'

Include much practice at filling the shapes with sand or water and pouring from one to another. This helps with an appreciation of volume, but the handling of the shapes reinforces the curvature or angularity of different shapes. Make this play fun.

2-D and 3-D shapes are all around us. Use opportunities to discuss shapes as you come across them in everyday life (clocks, bath plugs, holes in the road, fencing posts, CDs etc).