










Position and direction: Easter theme

Maths worksheets from mathsblog.co.uk

5							
4							
3							
2							
1							
	A	B	C	D	E	F	G



- Start at A1. Move 1 square North. You are now on A2.
Move 3 squares East. How many eggs are in the nest?
- From there move 2 squares East and 1 square South. Colour the chick yellow.
- Now move 3 squares North and 1 square East. How many chicks?
- Next move 1 square North and 2 squares West.
What is the rabbit holding?
- Now move 3 squares West and 1 square South. How many eggs?
- Lastly move 1 square South and 3 squares East. Colour the duck brown.

Position and direction: Easter theme

Maths worksheets from mathsblog.co.uk

Answers

Page 1

1. 3
2. Chick in F1 coloured yellow.
3. 8
4. A basket of eggs.
5. 3
6. Duck in E3 coloured brown.