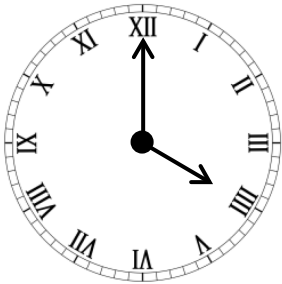


Roman Numeral Clockface (1)
Maths worksheets from mathsblog.co.uk

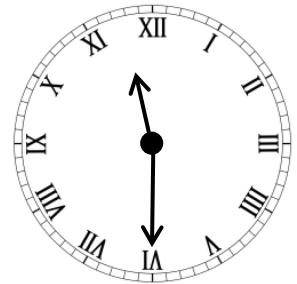
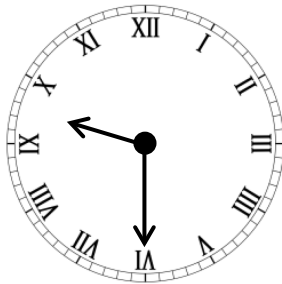
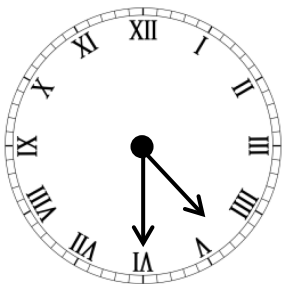
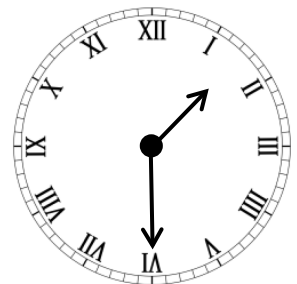
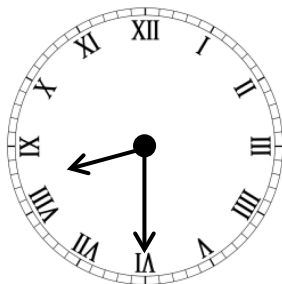
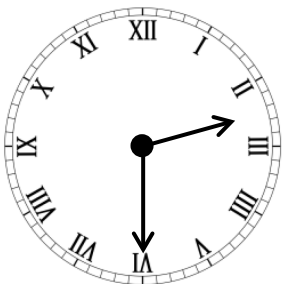
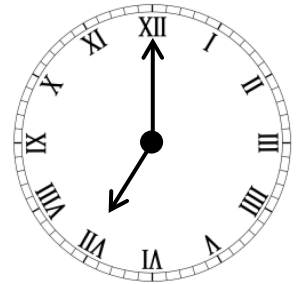
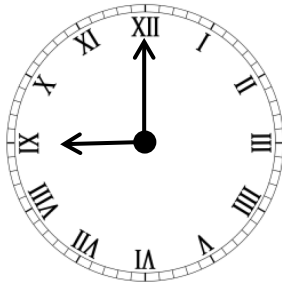


Try reading the times shown using Roman numerals on the clock face. Usually the number four is shown as IIII but it can also be shown as IV.

Write the times using numbers. I have done one for you.



4:00



Roman Numeral Clockface (1)
Maths worksheets from mathsblog.co.uk

Answers

Page 1

4:00 9:00 7:00

2:30 8:30 1:30

4:30 9:30 11:30